




# Aritco 9000

- our platform lift with cabin  
and automatic run



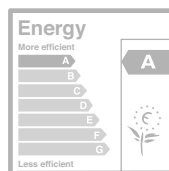
## Aritco 9000

Aritco 9000 is our cabin lift for the accessibility market. The lift is designed to meet all requirements for quality, safety and service. It is a perfect fit for tough and demanding environments such as schools, shops and residential buildings.

### Several advantages offered by Aritco 9000:

- Design, sizes and options tailored to public environments
- 'A' rated energy consumption according to VDI4707
- 95% recyclable materials
- Environmental classification by the Swedish Sunda Hus organization
- Patented screw/nut technology (no oil that can leak)
- The lowest maintenance and operating costs on the market
- Cabin control: Automatic "one-touch"

For more information please visit [aritcoplatformlifts.com/9000](http://aritcoplatformlifts.com/9000)



# Aritco 9000

## LIFT COLOUR

Can be painted in any RAL colour from the RAL Classic chart.

## CABIN COLOUR

22 different wall- and ceiling laminates to choose from.



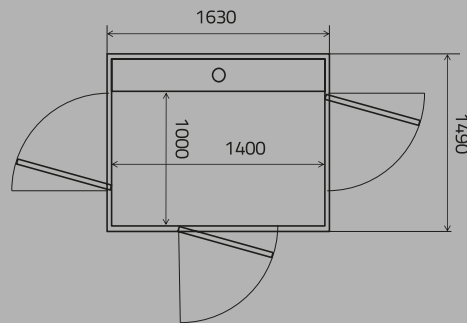

## GLASS

4 different glass types to choose from.

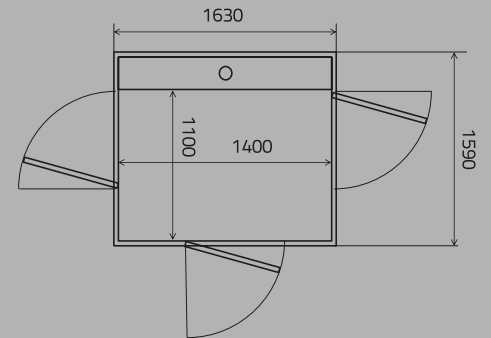


## FLOOR

9 different floorings to choose from.









**Size:** 1000 x 1400 mm  
**Rated load:** 400 kg / 5 pers.  
**Wheelchair:** A or B with attendant\*



**Size:** 1100 x 1400 mm  
**Rated load:** 400 kg / 5 pers.  
**Wheelchair:** A or B with attendant, adjacent entry\*

\* National guidelines may apply. Wheelchair Type A and B according to EN 12183/EN 12184.

## Product summary

<p><b>TOP HEIGHT</b></p> <p><b>Minimum 2400 mm</b></p>	<p><b>TYPE OF LIFT</b></p> <p>Platform lift intended for installation in public environments.</p>	<p></p> <p><b>RATED SPEED</b></p> <p>Max <b>0,15 m/s</b></p>	<p></p> <p><b>DRIVE SYSTEM</b></p> <p>Patented screw and nut system 3 kW motor</p>	<p><b>CONTROL FROM CARRIER CONTROL PANEL</b></p> <p>- Press one time to operate lift</p>	<p><b>NUMBER OF FLOORS</b></p> <p></p> <p>2 to 6 floors</p>
<p></p> <p><b>INSTALLATION</b></p> <p>Recessed installation 75 mm below floor</p> <p>Installed directly on floor with ramp</p>	<p><b>INDOOR</b></p> <p>INSTALLATION ENVIRONMENT</p>	<p><b>TRAVEL HEIGHT</b></p> <p><b>2150<sup>1)</sup> - 13000 millimeter</b></p> <p><sup>1)</sup> For opposite entry. 2300 mm when doors on same side</p>	<p></p> <p><b>WARRANTY</b></p> <p>Aritco 9000 comes with a 24 month warranty. The screw and nut assembly has a 10 year warranty.</p>	<p></p> <p><b>TECHNICAL COMPLIANCE</b></p> <p>European Machine directive 2006/42/EC</p>	
<p><b>Power supply:</b> 400 V 3-phase</p> <p><i>Emergency lowering:</i> Battery-powered</p>					