

Aritco 7000 Outdoor

- for outdoor usage

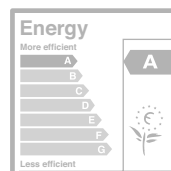
Aritco 7000 Outdoor

Aritco 7000 Outdoor lift is designed for outdoor use. All outdoor lifts are delivered with yellow chromate guides to avoid corrosion.

Several advantages offered by Aritco 7000 Outdoor lift:

- Space efficient solution
- Corrosion class C3 for painted parts
- 'A' rated energy consumption according to VDI4707
- 95% recyclable materials
- Environmental classification by the Swedish Sunda Hus organization
- Patented screw/nut technology (no oil that can leak)
- The lowest maintenance and operating costs on the market

For more information please visit aritcoplatformlifts.com/7000



Aritco 7000 Outdoor

LIFT COLOUR

Can be painted in any RAL colour from the RAL Classic chart.

SHAFT PANELS


EPS or glass. Glass shaft panels only for windload up to 10 m/s

OPTIONS

- Machine side cladding
- Door canopies
- L-bracket
- Roof
- Heater

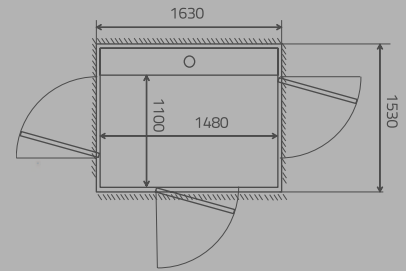
FLOOR

9 different floorings to choose from.



GLASS

4 different glass types to choose from.



Size: 1100 x 1480 mm
Rated load: 410, 500 kg / 5, 6 pers.
Wheelchair: A or B with attendant, adjacent entry*

* National guidelines may apply. Wheelchair Type A and B according to EN 12183/EN 12184.

Product summary

TOP HEIGHT Minimum 2240 mm INSTALLATION Recessed installation 50 mm below floor Installed directly on floor with 50 mm ramp Power supply: 230 V 1-phase 400 V 3-phase	TYPE OF LIFT Platform lift intended for installation in public environments. OUTDOOR INSTALLATION ENVIRONMENT	 RATED SPEED Max 0,15 m/s	 DRIVE SYSTEM Patented screw and nut system 2.2 kW motor	CONTROL FROM CARRIER CONTROL PANEL Hold to run - press and hold For installations outside Europe - One touch operation (press one time)	NUMBER OF FLOORS 2 to 6 floors
		TRAVEL HEIGHT 250-13 000 millimeter	 WARRANTY Aritco 7000 Outdoor comes with a 24 month warranty. The screw and nut assembly has a 10 year warranty.	 TECHNICAL COMPLIANCE European Machine directive 2006/42/EC European standard EN 81-41	
<i>Emergency lowering: Battery-powered</i>					

Max windload: 25 m/s

For windload above 10 m/s lift must be fixed against a wall

Corrosion class:
 C3 for painted parts



Conditions

- Environment conditions -5°C to +40°C. If installed in climates cooler than -5°C an external shaft is needed around the lift.
- Snow load max 2kN/m²
- Installation above ground level and with a drained pit

- Installation not recommended in salt or chlorine enhanced environment
- Doors only installed towards the outdoor environment

If these conditions can not be followed the lift must be installed in an external shaft.